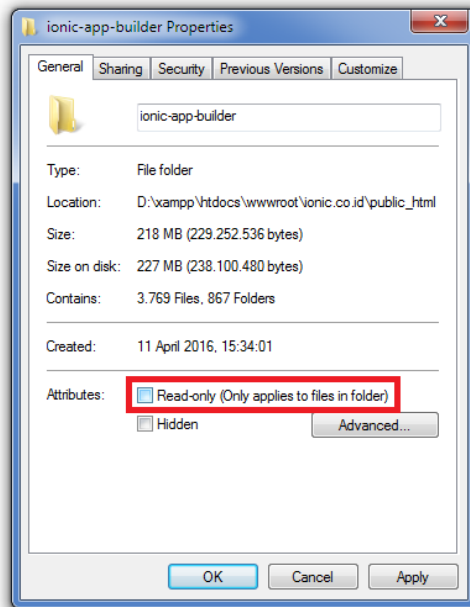


TROUBLESHOOTING FAILED ACTIVATION

1. After unzip ionic-app-builder.zip and copying to localhost folder (example: /xampp/htdocs/), change permission folder and files:

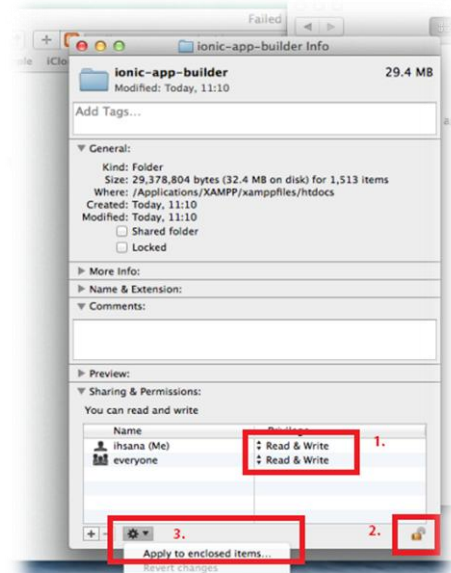
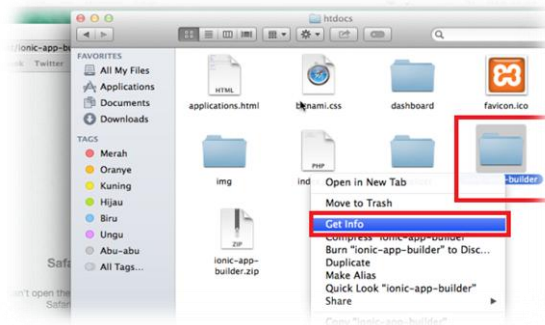
== WINDOWS ==

Click right folder and click **properties**, then **uncheck readonly** checkbox



== OSX ==

- Click right folder then choose **Get Info**



- Click **unlock** key and enter your password
- Click for expand **Sharing and Permissions** then **change to Read and Write**
- Then Click **Apply to enclosed items**

== SH or Terminal (OSX/Linux)

```
$ cd your_ionic_app_folder
$ chmod -R 777 *
```

2. Run browser, access **ionic-app-builder**, will be redirect to **setup.php**
3. Check connection:

| | | | |
|-------------------------------------|-----------|----|--|
| file_get_contents | Available | OK | |
| Connect ihsana.com | Allow | OK | if ihsana.com is not OK then use SERVER1 |
| Connect ihsana.net | Allow | OK | if ihsana.net is not OK then use SERVER2 |
| DIR /projects/ | Writable | OK | |
| DIR /projects /digital_products/ | Writable | OK | |

And file_get_contents also is OK.

4. Go to **Product Activation Tab**, click **SERVER 1** or **SERVER 2**
5. Complete the fields and click Register

SERVER 1 SERVER 2

Please complete product activation as below.

Installation Code
141795

Envato Market
Username on Market
Jasman
please enter the correct username on market.

Email
jasman@ihsana.com
This email will be used for helpdesk

Envato Purchase Code
6j104421-23f7-4a66-814f-8e5e6b375491
Please enter the correct purchase code, [get it here.](#)

6. If Activation is failed, **you still can use manual activation**, manual activation menu is available when first step is failed.
7. Click get **activation** code then copy paste code to field **Activation code**.

Manual Activation

If you fail to use the activation menu at the top, you can try a manual activation

Activation Code

If empty will try to use the automatic activation, if filled please click for [get activation code](#)

Register

8. Then click **Register**
9. If Activation still failed, please delete and try unzip ionic-app-builder.zip file again.